



**HomeCare**  
**Alarm button**  
Alarmknop  
Bouton d'alarme

# 1 Installation

Installatie / L'installation

1  
A



1  
B

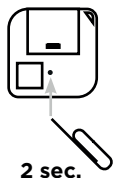
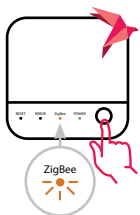


30 sec.

2  
A



60 sec.

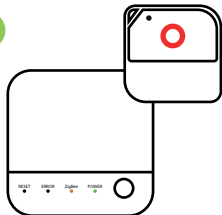


2 sec.

2  
B



30 sec.



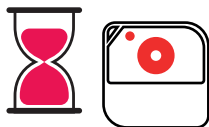
## 2 Test & usage

Test & gebruik / Test & utiliser


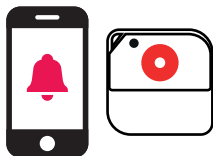
1



2



60 sec.



## Questions / Vragen / Question

Contact Sensara support


+31 85 78 23 450

[support@sensara.eu](mailto:support@sensara.eu)

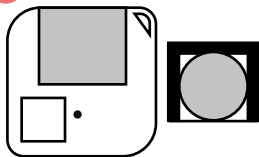
# 3 Replace battery

Batterij vervangen / Remplacer la batterie

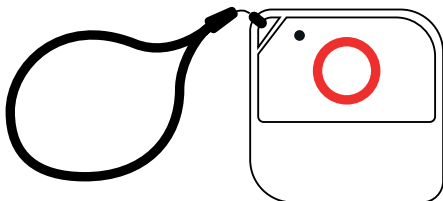
1



2



CR2032



## Supplier / Leverancier / Fournisseur

### Sensara B.V.

Marconistraat 16  
2029 AK Rotterdam  
Nederland

B.T.W.: NL854093424B01

K.V.K.: 60863463

EG Declaration of Conformity:

[www.sensara.eu/support](http://www.sensara.eu/support)

+31 85 78 23 450

[support@sensara.eu](mailto:support@sensara.eu)

[www.sensara.eu](http://www.sensara.eu)

